

Guidelines for abstract submission

1 Open the link for abstract submission:

<https://www.editorialmanager.com/procir/default.aspx>

If you are a new user, you should register following the instructions described in the website.

2 Click Submit New Manuscript and Select Article Type: SI: 5th CIRP CSI 2020




Choose the Article Type of your submission from the drop-down menu.

Select Article Type

SI: 5th CIRP CSI 2020

3 Attach abstract in pdf or word format



Required For Submission:
 Abstract
 Please provide any additional items.

Select Item Type
 *Abstract

Description
 Abstract


Browse... OR Drag & Drop Files Here

Insert Special Character

The order in which the attached items appear in the list will be the order in which they appear in the PDF file that is produced. You can re-order the items manually if necessary.

Order	Item	Description	File Name	Size	Last Modified	Actions	Select
1	*Abstract	Abstract	ExampleAbstract_CSI 2020.pdf	16.7 KB	Jun 24, 2019	Download	<input type="checkbox"/>

4 Select the Category: SI: 5th CIRP CSI 2020



Please provide the requested information.

Section/Category


Select the Section or Category related to your manuscript from the drop-down menu below.

Required

SI: 5th CIRP CSI 2020

Insert Special Character

5 Request the editor: Pedro-José ARRAZOLA



Please provide the requested information.

Request Editor

You may request that a specific editor be assigned to your submission. The request will be taken under advisement by the publication. If you do not request an editor, your submission will be assigned to the appropriate editor(s) as determined by the publication staff. If you are submitting the article to ISEM 2020, please select "Moritz Wiessner" from the list.

Required ✓

Pedro-Jose ARRAZOLA ▾

6 Complete Additional Information (Title, Abstract, Authors), Build Pdf for Approval and Approve Submission